

Stepwise Guide for Rooftop Solar Application online process

1

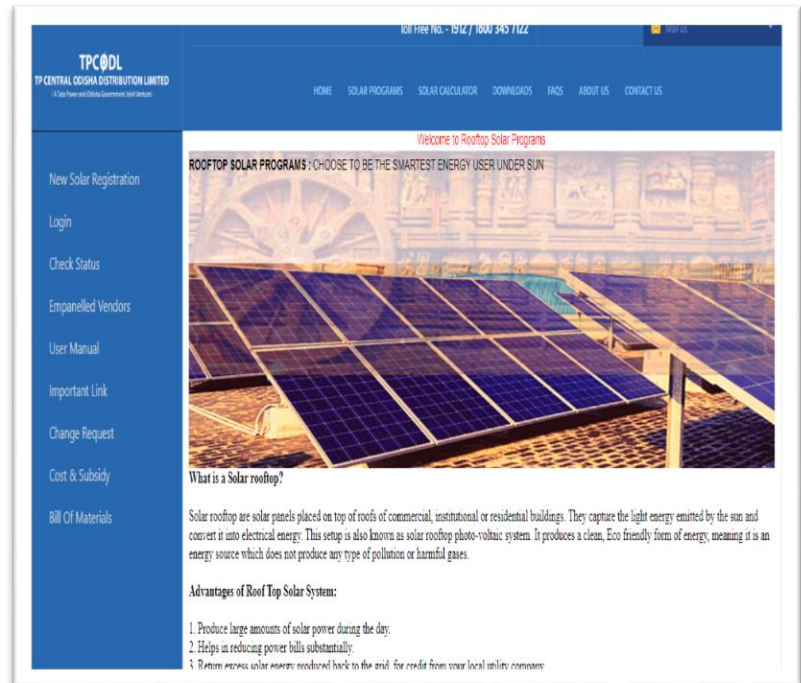
Click on the SolarRooftop tab to register for Rooftop Solar program



Screen 1

2

- a. First time applicants have to click on **New Solar Registration** to apply for the program.
- b. Already registered consumer need to select **Login tab**.



Screen 2

3

For New Registration
Enter your Consumer ID
to go ahead with the
registration.

Screen 1

SEARCH CONSUMER

Consumer ID

Proceed

* Available Rooftop Solar Subsidy Capacity 4497 kW Only.

Screen 3

4

Fill up Registration form for
Rooftop Solar installation
and upload the mentioned
documents. You will receive
registration No., Username
and password for further
process.

TPCODL
TP CENTRAL ODISHA DISTRIBUTION LIMITED

Welcome

Consumer ID: Division: BCD

Sub-Division: TBVPLE Section: SARAGADA

Residential Address:
PLOT NO.33
BRAHMEGAR PATANA

Mobile No. * e-Mail ID *

Contract Demand (KW): 2 Category: DCM

Solar Capacity applied for (KW): Sub Category: Residential

Supply Voltage: 230V Select a Scheme: Solar Installation - Subsidized

DT Capacity:

Please Upload below required document/s in .jpg/.png/.gif/pdf format. (max. size 500 KB):

Identification Card (Any Govt. Approved ID)
Latest Electricity Bill

Back Proceed

Screen 4

5

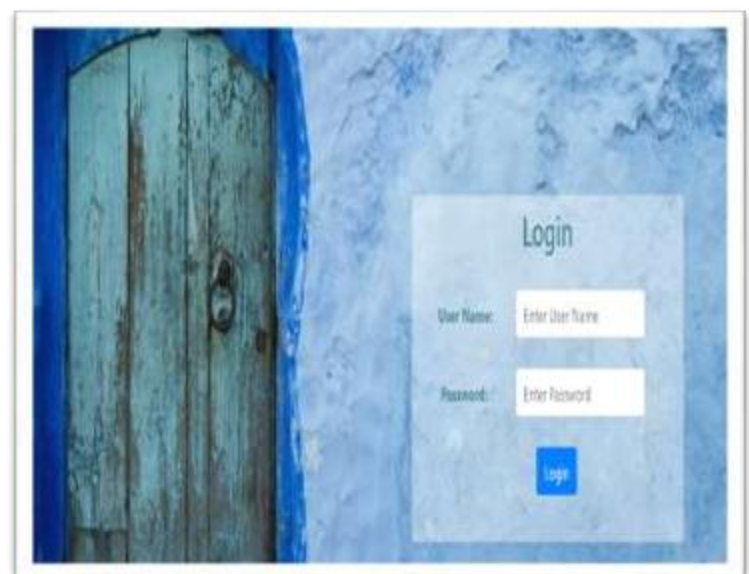
After successful registration, registration number, password will be displayed on the screen. Next, applicant has to pay the processing fee of Rs 500/-.



Screen 5

6

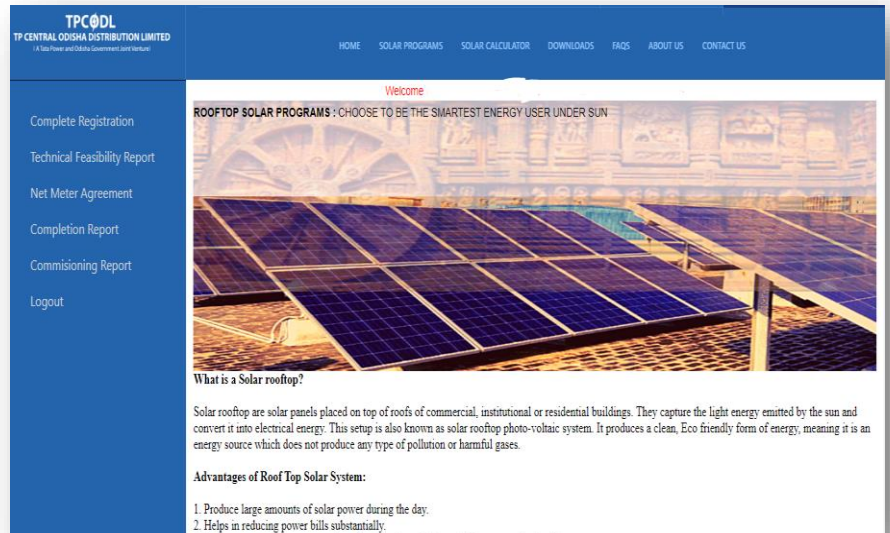
Applicant will login with the ID and password received during registration. Log In page can also be reached after clicking on the *Login* tab.



Screen 6

7

Select the Complete registration tab.



Screen 7

8

Enter your Registration No as received on the registered mobile.



Screen 8

9

Select Vendor from the drop down.

Registration fee. with GST (Rs. 500) is to be deposited and receipt to be uploaded online.

Enter all information as asked, after the login page. Upload forms and all documents as mentioned.

Screen 9

10

Upload the other documents like Technical Feasibility report, Net Agreement, etc.

Screen 10

11

Finally, the customer has to fill up the final completion report and upload all mentioned documents.

Welcome 1

Consumer ID :		Division :	ODD.HUBANEDAKA
Sub-Division :	TEMPLE	Section :	OLD TOWNS 1
Residential Address :			
Mobile No. :	7	e-Mail ID :	tem@gmail.com
Contract Demand :	1	Category :	DCM
Solar Capacity applied for :	1	Sub-Category :	Residential
Supply Voltage in kV :	230V	Selected Scheme :	Solar Installation - Subsidized
DT Capacity :	1	Agency Name :	ADJUS RENEWABLE ENERGY & INNOVATIONS PRIVATE LIMITED
Solar Tariff :	0	Project Model :	1
Installation Address :	tem street	District :	1
State :	odisha	Pin Code :	7
DISCOM Name :	TPCCDL	Registration Fee :	500
Money Receipt No. :	12345678	Payment Date :	18-01-2024
Approved Solar Installation Capacity (KW) :	<input type="text"/>	Total Cost (RS) :	<input type="text"/>
Commissioning Date :	01-01-2024	Installed Capacity (KW) Roof :	<input type="text"/>
CRA :	<input type="text"/>		
Installed Capacity(KW) Roof and Ground :	<input type="text"/>		
Total Capacity (KW) :	<input type="text"/>	No. of Modules :	<input type="text"/>
Module Capacity(Wp) :	<input type="text"/>	Inverter Capacity (KW) :	<input type="text"/>
Module Make and Serial no. :	<input type="text"/>	INV Make other :	<input type="text"/>
INV Make ID :	Inventory Energy solutions Pvt Ltd	Longitude :	<input type="text"/>
Latitude :	<input type="text"/>		
Availability of Aadhaar Card :	No		

Download Identification Card
 Download Latest Electricity Bill
 Download Application Form
 Download Money Receipt
 Download Agreement Doc between Vendor and Consumer
 Download Authorization Letter
 Download Technical Feasibility Report
 Download Post Metering Agreement

Please Upload below required documents in jpeg/png/gif/pdf format (max. size 500 KB) :

- Upload CBG Inspection Report (For capacity above 500 KW)
- Upload Work Completion and Inspection Report
- Upload SLD and Plant Layout of Solar plant (Self attested)
- Upload Drawing and Documents of Equipment, Protection & Control Features (Self attested)
- Upload Data Sheets of the Equipment's (Self attested)
- Upload Under taking for DCR content(pdf only with max size 100KB)
- Upload Details of Cables
- Upload MNRE Joint Inspection Report(pdf only with max size 1MB)
- Upload Photo of Installed Plant (jpg only with max size 2MB)
- Upload Photo of the Beneficiary (jpg only with max size 200KB)
- Upload System Invoice To Beneficiary

Screen 11

12

At the end, the Commissioning report should be uploaded to complete the registration process.

Welcome GOURMANI MOHANTY, Your Registration No. is 6

Consumer ID :	700605558	Division :	POD.PUR
Sub-Division :	PUR-1	Section :	KACHERI
Residential Address :			
Mobile No. :		e-Mail ID :	tem@gmail.com
Contract Demand :	1	Category :	DCM
Solar Capacity applied for :	1	Sub-Category :	Residential
Supply Voltage in kV :	230V	Selected Scheme :	Solar Installation - Subsidized
DT Capacity :	1	Agency Name :	ADJUS RENEWABLE ENERGY & INNOVATIONS PRIVATE LIMITED
Solar Tariff :	0	Project Model :	CARD
Installation Address :	tem street	District :	CUTTACK
State :	odisha	Pin Code :	751008
DISCOM Name :	TPCCDL	Registration Fee :	500
Money Receipt No. :	12345678	Payment Date :	06-01-2024
Approved Solar Installation Capacity (KW) :	12	Total Cost (RS) :	500
Commissioning Date :	05-04-2024	Installed Capacity (KW) Roof :	0
CRA :	0		
Installed Capacity(KW) Roof & Ground :	0	No. of Modules :	0
Total Capacity (KW) :	0	Inverter Capacity (KW) :	0
Module Capacity(Wp) :	0	INV Make other :	
Module Make and Serial no. :	0	Longitude :	0
INV Make ID :	0		
Latitude :	0		
Availability of Aadhaar Card :	No		

Download Identification Card
 Download Latest Electricity Bill
 Download Application Form
 Download Money Receipt
 Download Agreement Doc between Vendor and Consumer
 Download Authorization Letter
 Download Technical Feasibility Report
 Download Post Metering Agreement
 Download CBG Inspection Report
 Download Work Completion and Inspection Report
 Download SLD and Plant Layout of Solar plant
 Download Drawing and Documents of Equipment, Protection & Control Features
 Download Data Sheets of the Equipment's
 Download Under taking for DCR content
 Download Details of Cables
 Download MNRE Joint Inspection Report
 Download Photo of Installed Plant
 Download Photo of the Beneficiary
 Download System Invoice To Beneficiary

Please Upload below required documents in jpeg/png/gif/pdf format (max. size 500 KB) :

- Upload Commissioning/SPR Report

Screen 12